

## TPTP-2

Two Post Tilting Parking Lift 2 levels

PROFESSIONAL PARKING SOLUTION PROVIDER!



WE PLAN , DESIGN, MANUFACTURE AND INSTALL...

**HAYASHIMU**<sup>®</sup>

Hayashimu Elevator Co., LTD

# TPTP-2

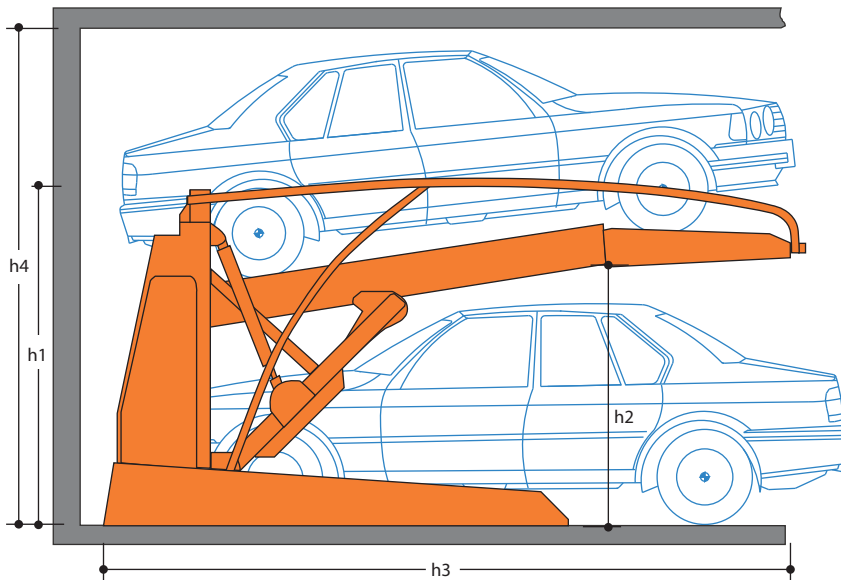
## Two Post Tilting Parking Lift 2 levels

### Introduction

The two post tilting parking lift is a kind of valet parking. TPTP-2 is only used for sedans, and it is a subsidiary product of TPP-2 when you don't have enough ceiling clearance. It moves vertically, the users have to clear the ground level to get the higher level car down.

It is hydraulic driven type that lifted by cylinders. Our standard lifting capacity is 2000kg, different finishing and waterproof treatment are available at customer's request.


- Designed for low ceiling height
- Galvanized platform with wave plate for better parking
- 10 degree tilting platform
- Dual hydraulic lifting cylinders direct drive
- Individual hydraulic power pack and control panel
- Self-standing and self-support structure
- Can be moved or relocated
- 2000kg capacity, suitable for sedan only
- Electric key switch for security and safety
- Automatic shut-off if operator releases the key switch
- Both electrical and manual lock release for your choice
- Maximum lifting height adjustable to for different ceiling height
- Mechanical anti-falling lock on top position
- Hydraulic overloading protection



#### TPTP-2

h1(mm)	1850
h2(mm)	1600
h3(mm)	3899
h4(mm)	2900

### General Parts



- 1 Platform
- 2 Column
- 3 Control arm
- 4 Cylinder
- 5 Pump shield(power unit)
- 6 Limit switch
- 7 Left footage
- 8 Safety lock
- 9 Balance shaft
- 10 Wheel stop lever
- 11 Right footage
- 12 Control box

## Advantages

### 1 Ultra low noise

Because of it is hydraulic cylinders driven type, no matter the car up or down, it makes low noise because of the buffering of the cylinders.

### 2 Safe and reliable

The limit switch on the post and the anti-drop device offer double safety for this equipment.

### 3 Fast and easy installation

With part of structure pre-installed in the factory, it is very easy on the installation work.

### 4 Simple operation

People only need to turn the key switch on the control panel to operate the equipment.

### 5 Consumer product level finishing

A better powder coating as the standard surface treatment provide consumer product level finishing.

### 6 Top quality processing

The TPTP-2 product is 100% cut by laser and more than 60% welded by robot.

### 7 Suitable for both home use and public use

Usually the equipment is mainly used for indoor and personal, but sometimes it also be used for public use



## Specifications

Model	TPTP-2
Vehicle size	5000mmX1850mmX1550mm
Vehicle weight	≤2000Kg
Lifting height	1600mm
Lock mode	Position lock
Drive mode	Hydraulic
Surface treatment	Powder coating
Control power	24V
Lifting time	24S
Lowering time	24S
Voltage	380V/220V
Motor power	2.2kw

## Surface treatment




- For this kind of equipment, our standard surface treatment is powder coating for the main frame and galvanized plate for the platform.
- Powder coating is applied as a free-flowing, dry powder. It is typically applied electrostatically and is then cured under heat to allow it to flow and form a "skin".
- It is usually used to create a hard finish that is tougher than conventional paint.


TPTP-2

**HAYASHIMU®**  
Hayashimu Elevator Co., LTD


TPTP-2




TTP-2




FPP-4




FPP-2




BDP-3




PPPP-3

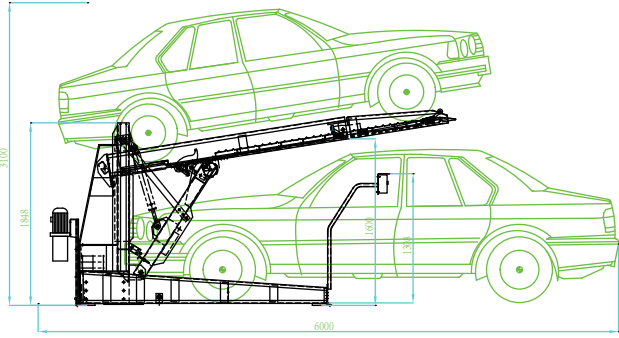
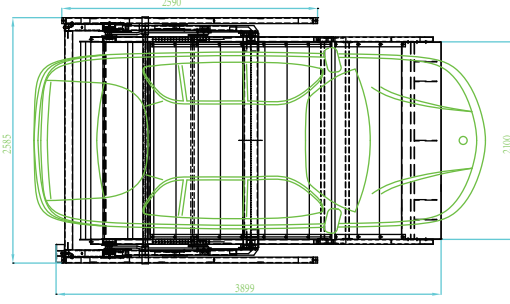


VRC



CTT



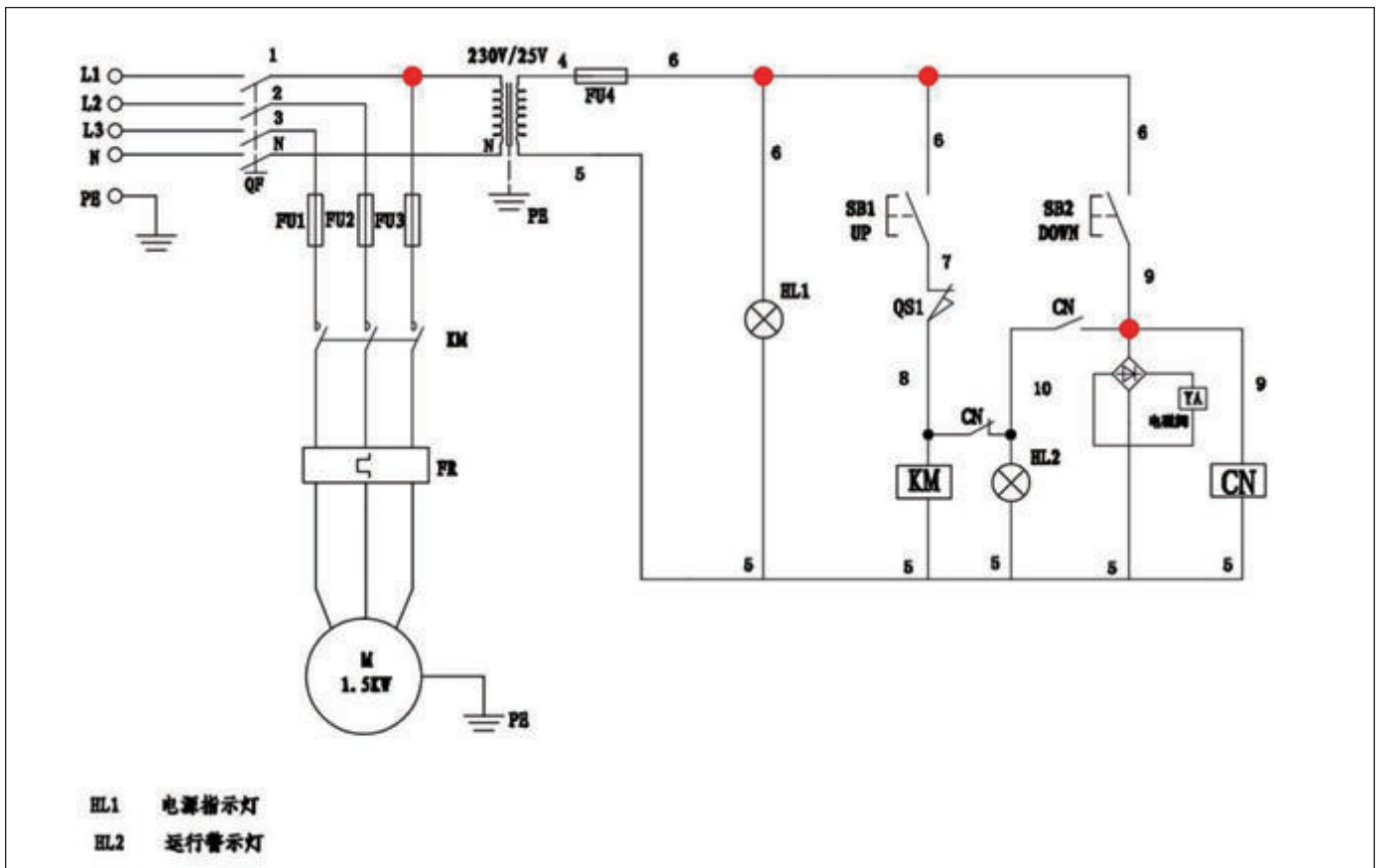



		Type	TpTp-2
Parking	Parking Vehicles		2
	Single vehicles weight(kg)		<2000kg
Size of car	Length	5000mm	
	Width	1850mm	
	Height	1550mm	
Pump motor		2.2kw	
Lifting speed(seconds)		<45	
Electricity		380V 50Hz 3 phases or 220V 50Hz 1 phases	

工程名称		客户名称	
设计	日期	视图方式	比例 图样代号
校对			
审核	标准化	共 张	第 张 图样名称
工艺	制图		
客户确认	批准		

**HAYASHIMU®**  
Hayashimu Elevator Co., LTD

Electric connection



## Operation procedure

1) Before operation, confirm there is no person or object stay in the parking equipment to avoid accident

2) Turn the key to park or take the car.

Car-parking: Turn the key clockwise, platform rises;

Car-taking: Turn the key counterclockwise, platform falls down.

The alert lamp glitters during running (to warn staff around ; After the car is in place, take out the key.

3) Attentions when parking the car:

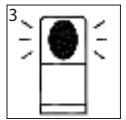
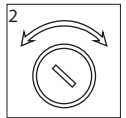
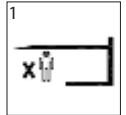
Please put away the antenna before the car enters the parking equipment.

The car can be parked or taken out only after the platform stop running.

Parking the car in appropriate position according to the car length to avoid car damage.

After parking the car, pull the hand brake and leave.

Please check unlock hook, make sure it at security locking state then leave.



### Attention during operation

- Only trained person can operate the equipment;
- Before operation, confirm there is no person in equipment area;
- Prohibit anyone entering into the equipment area except the driver;
- When parking: ① Put away the antenna, and slowly drive onto the platform; ② Locating the car; ③ Flameout, and pull hand brake; ④ Get down the car, and close the car door.
- Connect professional maintainer or connect the manufacturer if there is any abnormal trouble. Never try it by yourself.
- Prohibit driving when drunk.
- Prohibit parking the car of wrong dimension and weight.
- Prohibit fire around the equipment.

## Maintenance

Maintenance should be according to the working frequency of the parking equipment.

1) Daily maintenance and check: The user or operator should responses the daily maintenance and check.

The platform and parking ground should be kept clean and clear;

Clear the surface of the moving parts;

If there is any abnormal noise, please inform the maintainer;

2) Regular maintenance and check: Professional maintainer should do regular maintenance and check, and details as per the table below.

### Check List of maintenance

No.	Check list
1	Running condition
2	Foundation of main column
3	Fixation of bolt
4	Check if the steel frame and platform deforms.
5	Lifting device
6	Hoisting arm of platform
7	If there is any leakage about cylinder
8	if there is any abnormal noise about transmission device
9	Pulley running condition
10	If there is deformation about pulley
11	If the location of the limit switch is right
12	Adjust the balance of platform
13	If the hydraulic oil in power unit is enough
14	If there is any abnormal noise about power unit
15	If the oil hose is worn
16	If brake steel cable is worn
17	If anti-drop hook runs normally
18	If wire insulation bush or pipe is worn
19	If each indicator light is normal

### Trouble Shooting

Failure	Reason	Method
	Outage	
No power	Power switch trip	Switch on
	Key switch is on OFF	Turn key switch to ON and powerlight will be on
Lights are not work	Power light, button light and warning light are all burned	Change the lights
Mechanical part does not work	Knob of control box fails	Change the knob
	Limit switch fails	Repair or change limit switch
Platform cannot be in place	Limit switch displaces.	Adjust the position of limit switch
	Platform is blocked	Clear the block
Platform cannot stop when it is in place	Limit switch displaces	Adjust the position of limit switch
	Limit switch fails	Repair or change limit switch

1. How many cars could be parked for each set?  
2 cars. One is on the ground and another is on the second floor.
2. Is TPTP-2 used indoor or outdoor?  
Both of them are available. The finishing is powder coating and plate cover is galvanized, with rust-proof and rain-proof. When used indoor, you need consider the ceiling height.
3. How much is the minimum ceiling height to use TPTP-2?  
3100mm is the best height for 2 sedans with 1550mm high. Minimum 2900mm available height is acceptable to fit for TPTP-2.
4. Is the operation easy?  
Yes. Keep holding the key switch to operate the equipment, which will stop at once if your hand releases.
5. If the power is off, can I use the equipment normally?  
if the electricity failure happens often, we suggest you have a back-up generator, which can make sure the operation if no electricity.
6. What's the supply voltage?  
Standard voltage is 220v, 50/60Hz, 1Phase. Other voltages could be customized according to clients' request.
7. How to maintain this equipment? how often it need the maintenance work?  
We can offer you the detailed maintenance guide, and actually the maintenance of this equipment is very simple, for example, keep the round environment tidy and clean, check whether the cylinder is leak oil, the bolt is loose or the steel cable is worn

## Warranty

- 1) Hayashimu's parking equipment has a 5 years warranty on structure, and first year warranty on the whole machine. Within the warranty period, HAYASHIMU is responsible for the parts and structure, not including labor nor any other cost unless pre-agreed.
- 2) Power units, hydraulic cylinders, and all other assembly components such as slip plates, cables, chains, valves, switches etc, are warranted for one year against defects in material or workmanship under normal use. HAYASHIMU shall repair or replace at their option for the warranty period those parts returned to the factory freight prepaid which prove upon inspection to be defective. HAYASHIMU will not be responsible on any labor costs unless pre-agreed. Hayashimu will not responsible for the modification or upgrade of the product from the client unless pre-agreed.
- 3) These warranties do not extend to...
  - defects caused by ordinary wear, abuse, misuse, shipping damage, un-proper installation, voltage or lack of required maintenance;
  - damages resulting from purchaser's neglect or failure to operate products in accordance with instructions provided in the owner's manual(s) and/or other accompanying instructions supplied;
  - normal wear items or service normally required to maintain the product in a safe operating condition;
  - any component damaged in shipment;
  - other items not listed but may be considered general wear parts;
  - damage caused by rain, excessive humidity, corrosive environments or other contaminants.
  - any change or modification made to the equipment without pre-agreed.
- 4) These warranties do not extend to any cosmetic defect not interfering with equipment functionality or any incidental, indirect, or consequential loss, damage, or expense that may result from any defect, failure, or malfunction of a HAYASHIMU product or the breach or delay in performance of the warranty.
- 5) This warranty is exclusive and in lieu of all other warranties expressed or implied.
- 6) HAYASHIMU makes no warranty on components and/or accessories furnished to HAYASHIMU by third parties. These are warranted only to the extent of the original manufacturer's warranty to HAYASHIMU. Other items not listed but may be considered general wear parts.
- 7) HAYASHIMU reserves the right to make design changes or add improvements to its product line without incurring any obligation to make such changes on product sold previously.
- 8) Warranty adjustments within the above stated policies are based on the model and serial number of the equipment. This data must be furnished with all warranty claims.

## Package

At Hayashimu, we offer professional steel frame packaging for easy and stable container load. And now we have developed the form of the package to make it the best—pack by unit  
By using this method, the customers who are not familiar with this equipment can make out the small parts quickly, and don't need to find other parts from other container.



For this pack method, a 20ft container can load 8 units and a 40ft container can load 16 units.

## Reference pictures

